

SPINLUX

ULTIMATE VISION

ELITE CLASSIC Series - High Power IR Illuminators

| Product Brochure



ELITE CLASSIC Series

HIGH POWER INFRARED ILLMINATOR



- 850nm(940nm)
- low voltage
- IP66
- IK10
- -50°C to +50°C

PRODUCT INTRODUCTION

The ELITE CLASSIC Series is designed to bring superior infrared illumination to CCTV and network monitored areas with insufficient lighting conditions.

Unique design provides high quality and evenly distributed illumination that can reach as far as to the distance of 220m.

Straightforward installation and effortless expendability make the ELITE CLASSIC Series the ideal solution for any large open or indoor space security applications requiring covert surveillance.

PRODUCT FEATURE



Even
Illumination

ELITE CLASSIC Series is equipped with the latest technology securing that target areas are evenly illuminated and freed from overexposure and hot spots.



Expandability

For easier use all units support daisy chain connections to expand the installation of multiple LED illuminators in series.



10 Year Life

ELITE CLASSIC Series design maximizes thermal efficiency throughout the whole unit. As a result of that its operational lifetime extends over 10 years.



Long Range
Illumination

High quality infrared diodes and wide range of mounting options provide excellent optical output for long range illumination.



Impact
Protection
IK10

Strong and compact structure rated IK10 ensures protection against external mechanical impacts such as vandalism.



Waterproof
IP66

All illuminators are rated IP66 and are therefore suitable for outdoor use.



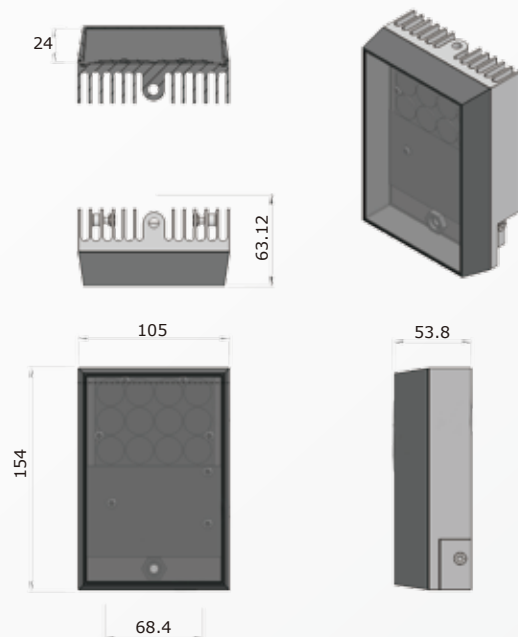
ELITE CLASSIC CL24

HIGH POWER INFRARED ILLMINATOR

SPECIFICATION

Max Distance	120m (394ft)
Beam Angle	Circular 10°- 120m (394ft) Circular 25°- 65m (213ft) Elliptical 35° x 70°- 45m (148ft)
Optics Type	IR LED
Input Power	30W max
Input Voltage	24VAC, 12 to 24VDC
Weight	0.85 kg (1.9lbs)
IP Rating	IP66, Compliance to EN60529
IK Rating	IK10, Compliance to EN 62262
Operating Temperature	-50 to 50°C (-58 to 122°F)
Color	Black
Wavelength	850nm(940nm options available)
Dimension	154 x 105 x 54mm(6"x4.1"x2.1")
Mounting	U-bracket
Safety Standard	CE:EN61000-6-3EN50130-4 EN62031(LVD) EN62471(Light Safety) FCC Class B (Part 15) VCCI Class B ITE C-tick AS/NZS CISPR 15 UL 8750

DIMENSION

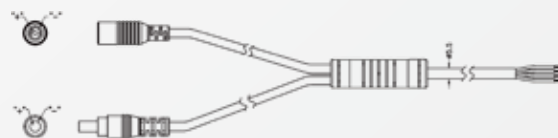


ELITE Power Expandability

Input Type	24VDC (Max 4A)
Output Type	24VDC (Max 72W)
Secondary Unit	Yes
Maximum Expandibility	3

Integrated Command and Control

Standard	Built-in Photocell for Automatic IR On/Off
----------	--



FEATURE



Expandability



Long Range Illumination



Waterproof IP66



Impact Protection IK10



10 Year Life



Even Illumination

Standard Bracketry



UBS-24

Optional Bracketry



L-type single Mount Bracket
LBS-001

Optional Bracketry




U-type Pole Mount Bracket
LBS-002

Optional Bracketry



L-type Dual Mount Bracket
LBS-002

Optional Bracketry



L-type Triple Mount Bracket
LBS-003

PRODUCTS

Part Number	Voltage	Input Power	Beam Angle	Mounting
SL-A2IR10-24	24 VAC/DC	30W max	10°	U-bracket
SL-A2IR25-24	24 VAC/DC	30W max	25°	U-bracket
SL-A2IR60-24	24 VAC/DC	30W max	60°	U-bracket

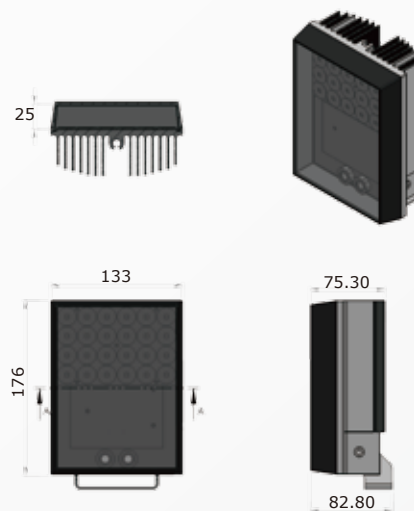
ELITE CLASSIC CL48

HIGH POWER INFRARED ILLMINATOR

SPECIFICATION

Max Distance	220m (722ft)
Beam Angle	Circular 10°- 220m (722ft)
	Circular 25°- 120m (394ft)
	Elliptical 35° x 70°- 65m (213ft)
Optics Type	IR LED
Input Power	60W max
Input Voltage	24VAC/DC
Weight	1.4 kg (3.1lbs)
IP Rating	IP66, Compliance to EN60529
IK Rating	IK10, Compliance to EN 62262
Operating Temperature	-50 to +50°C (-58 to 122°F)
Color	Black
Wavelength	850nm(940nm options available)
Dimension	176 x 133 x 75mm(6.9"x5.2"x3")
Mounting	U-bracket
Safety standard	CE: EN61000-6-3, EN50130-5
	EN62031(LVD)
	EN62471(Light Safety)
	FCC Class B (Part 15)
	VCCI Class B ITE
	C-tick AS/NZS CISPR 16
	UL 8751

DIMENSION

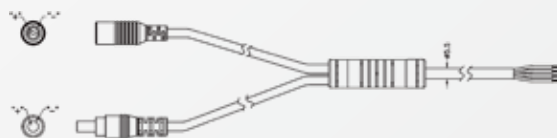


ELITE Power Expandability

Input Type	24VDC (Max 4A)
Output Type	24VDC (Max 48W)
Secondary Unit	Yes
Maximum Expandability	1

Integrated Command and Control

Standard	Built-in Photocell for Automatic On / Off
----------	---



FEATURE



Expandability



Long Range Illumination



Waterproof IP66



Impact Protection IK10



10 Year Life



Even Illumination



PRODUCTS

Part Number	Voltage	Input Power	Beam Angle	Mounting
SL-A2IR10-48	24 VAC/DC	60W max	10°	U-bracket
SL-A2IR25-48	24 VAC/DC	60W max	25°	U-bracket
SL-A2IR60-48	24 VAC/DC	60W max	60°	U-bracket

SPINLUX

ULTIMATE VISION



SPINLUX TECHNOLOGY

TEL:+886-2-8976-9800 E-MAIL:info@spinlux.com
ADRS: 5F-10, No.8, Sec. 1, Zhongxing Road Wugu District, New Taipei City 248 Taiwan (R.O.C.)
Copyright © 2014 SPINLUX ALL RIGHTS AESERVED.