

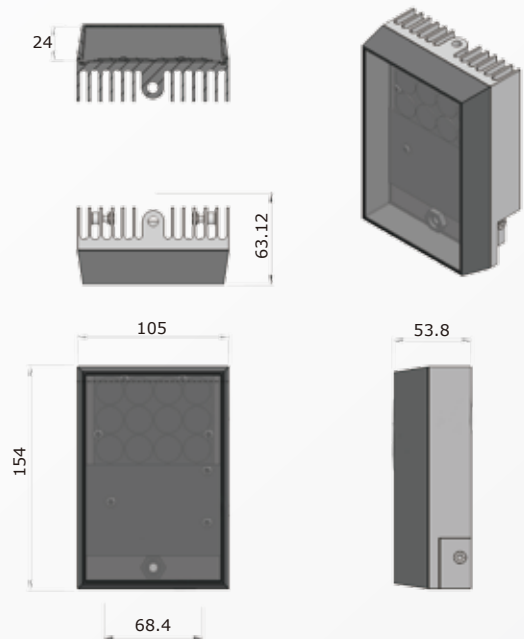
ELITE CLASSIC CL24

HIGH POWER INFRARED ILLUMINATOR

SPECIFICATION

Max Distance	120m (394ft)
Beam Angle	10°- 120m (394ft) 25°- 65m (213ft) 60°- 45m (148ft)
Optics Type	IR LED
Input Power	30W max
Input Voltage	24VAC, 12 to 24VDC
Weight	0.85 kg (1.9lbs)
IP Rating	IP66, Compliance to EN60529
IK Rating	IK10, Compliance to EN62262
Operating Temperature	-50 to 50°C (-58 to 122°F)
Color	Black
Wavelength	850nm (940nm option available)
Dimension	154 x 105 x 54mm (6"x4.1"x2.1")
Mounting	U-bracket (Included)
Safety Standard	CE:EN61000-6-3, EN50130-4 EN62031 (LVD) EN62471 (Light Safety) FCC Class B (Part 15) VCCI Class B ITE C-tick AS/NZS CISPR 15 UL 8750

DIMENSION



ELITE Power Expandability

Input Type	24VDC (Max 4A)
Output Type	24VDC (Max 72W)
Secondary Unit	Yes
Maximum Expandability	3

Integrated Command and Control

Standard	Built-in photocell for automatic IR On/Off
----------	--



FEATURE



Expandability



Long Range Illumination



Waterproof IP66



Impact Protection IK10



10 Year Life



Even Illumination

Standard Bracketry



Standard U Bracket (Included)
UBS-24

Optional Bracketry



L-type single Mount Bracket
LBS-001

Optional Bracketry




U-type Pole Mount Bracket
UBS-001

Optional Bracketry



L-type Dual Mount Bracket
LBS-002

Optional Bracketry



L-type Triple Mount Bracket
LBS-003

PRODUCTS

Part Number	Voltage	Input Power	Beam Angle	Mounting
SL-A2IR10-24CL	24 VAC, 12 to 24VDC	30W max	10°	U-bracket
SL-A2IR25-24CL	24 VAC, 12 to 24VDC	30W max	25°	U-bracket
SL-A2IR60-24CL	24 VAC, 12 to 24VDC	30W max	60°	U-bracket

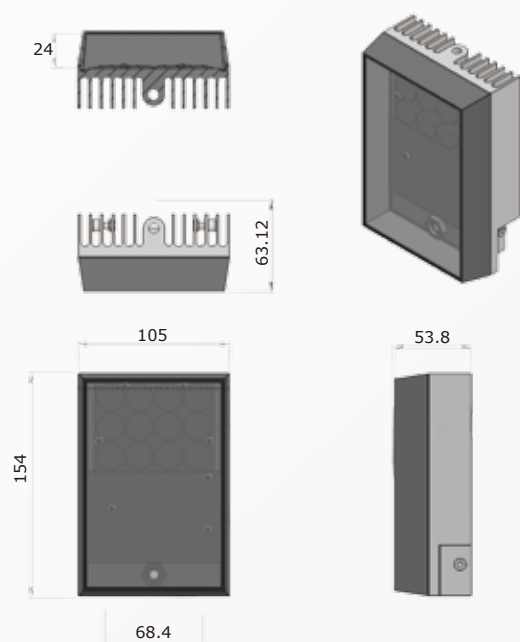
ELITE CLASSIC CL24

HIGH POWER INFRARED ILLUMINATOR

SPECIFICATION

Max Distance	120m (394ft)
Beam Angle	10°- 120m (394ft) 25°- 65m (213ft) 60°- 45m (148ft)
Optics Type	IR LED
Input Power	30W max
Input Voltage	24VAC, 12 to 24VDC
Weight	0.85 kg (1.9lbs)
IP Rating	IP66, Compliance to EN60529
IK Rating	IK10, Compliance to EN62262
Operating Temperature	-50 to 50°C (-58 to 122°F)
Color	Black
Wavelength	850nm (940nm option available)
Dimension	154 x 105 x 54mm (6"x4.1"x2.1")
Mounting	U-bracket (Included)
Safety Standard	CE:EN61000-6-3, EN50130-4 EN62031 (LVD) EN62471 (Light Safety) FCC Class B (Part 15) VCCI Class B ITE C-tick AS/NZS CISPR 15 UL 8750

DIMENSION



ELITE Power Expandability

Input Type	24VDC (Max 4A)
Output Type	24VDC (Max 72W)
Secondary Unit	Yes
Maximum Expandability	3

Integrated Command and Control

Standard	Built-in photocell for automatic IR On/Off
----------	--



FEATURE



Standard Bracketry



Standard U Bracket (Included)
UBS-24

Optional Bracketry



L-type single Mount Bracket
LBS-001

Optional Bracketry



U-type Pole Mount Bracket
UBS-001

Optional Bracketry



L-type Dual Mount Bracket
LBS-002

Optional Bracketry



L-type Triple Mount Bracket
LBS-003

PRODUCTS

Part Number	Voltage	Input Power	Beam Angle	Mounting
SL-A2IR10-24CL	24 VAC, 12 to 24VDC	30W max	10°	U-bracket
SL-A2IR25-24CL	24 VAC, 12 to 24VDC	30W max	25°	U-bracket
SL-A2IR60-24CL	24 VAC, 12 to 24VDC	30W max	60°	U-bracket